

Job \_\_\_\_\_



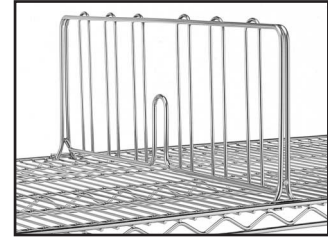
SUPER ERECTA SHELF®  
WIRE SHELVING ACCESSORIES

**8" Shelf Dividers:**

Shelf dividers enable you to compartmentalize shelves, help keep shelf contents orderly. Because they snap into place, they can be positioned and repositioned to exact size of section needed. All models 8" high.

Cat. No. Zinc	Cat. No. Chrome	Cat. No. Stainless	Shelf Width	
			(in.)	(mm)
DD14Z	DD14C	DD14S	14	355
DD18Z	DD18C	DD18S	18	455
DD21Z	DD21C	DD21S	21	530
DD24Z	DD24C	DD24S	24	610
—	DD30C	—	30	760
—	DD36C	—	36	910

Rods and tabs can serve a similar purpose when entire unit is to be compartmentalized. (See sheet #10.05)




**One-Piece Slides for TB22:**

One-piece slides are formed from a solid aluminum sheet, which attaches to the shelf with support brackets.

The TB22 tote box can be divided into as many as 192 compartments by the use of the LD22 and SD22 dividers.

Cat. No.	Item
BSD2218NA	Slides for 18" wide shelf
BSD2221NA	Slides for 21" wide shelf
BSD2224NA	Slides for 24" wide shelf
TB22	Tote Box (Industrial) Overall Dimensions: 17 1/2"x22 3/8"x6" Inside Bottom: 15"x20"
LD22	Long Divider (max. 11 per box)
SD22	Short Divider (max. 15 per box)



One-Piece Slides

**One-Piece Slides for BSD1350:**


One-piece slides are formed from a solid aluminum sheet, which attaches to the shelf with support brackets and which serves to cover the tote box when in the closed position.

Cat. No.	Item
BSD18NA	Slides for 18" wide shelf
BSD21NA	Slides for 21" wide shelf
BSD24NA	Slides for 24" wide shelf
BSD1350	Tote Box (Foodservice) Overall Dimensions: 20"x13 3/4"x4 1/2" Inside Bottom: 16"x10"

**Adjustable Undershelf Slides:**

Two slides are required for each drawer and can be spaced to fit any width of container or tote box.

Cat. No.	Item
US18NA	Slides for 18" wide shelf
US21NA	Slides for 21" wide shelf
US24NA	Slides for 24" wide shelf




Adjustable Undershelf Slides

**Coat Hanger Tube with Brackets**

Tube attaches with brackets to the underside of Super Erecta Shelf wire shelf. Tubes are available in all the same lengths as shelves. Brackets vary with width of shelf and length of tube.

Tube Length (in)	Tube Length (mm)	Shelf Width 18" (455mm)	Shelf Width 21" (530mm)	Shelf Width 24" (610mm)
24	610	AT2418NC	AT2421NC	AT2424NC
30	762	AT3018NC	AT3021NC	AT3024NC
36	914	AT3618NC	AT3621NC	AT3624NC
42	1067	AT4218NC	AT4221NC	AT4224NC
48	1219	AT4818NC	AT4821NC	AT4824NC
60	1525	AT6018NC	AT6021NC	AT6024NC
72	1829	AT7218NC	AT7221NC	AT7224NC



Manufactured by:



**InterMetro Industries Corporation**  
North Washington Street, Wilkes-Barre, PA 18705  
Phone: 570-825-2741 • Fax: 570-825-2852  
For Product Information Call: 1-800-433-2232  
Visit Our Web Site: www.metro.com

L02-008  
Rev. 3/98  
Printed in U.S.A.

Information and specifications are subject to change without notice. Please confirm at time of order.



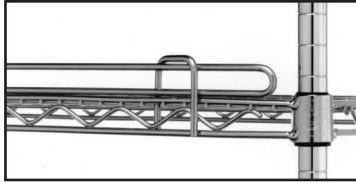
Item# \_\_\_\_\_

Job \_\_\_\_\_




SUPER ERECTA SHELF®  
Wire Shelving Accessories

## SUPER ERECTA SHELF® WIRE SHELVING ACCESSORIES



1" Ledge



4" Ledge

### Shelf Ledges:

To prevent items from protruding or falling off shelves, ledges can be installed on the shelf edges. Four-inch ledges can be stacked to form an eight-inch or higher barrier.

#### DIMENSIONS: 1" (25mm)

#### Side & Back Ledges

Cat. No. Chrome	Cat. No. Stainless	Length	
		(in.)	(mm)
L14N-1C	L14N-1S	14	355
L18N-1C	L18N-1S	18	455
L21N-1C	L21N-1S	21	530
L24N-1C	L24N-1S	24	610
L30N-1C	L30N-1S	30	760
L36N-1C	L36N-1S	36	910
L42N-1C	L42N-1S	42	1060
L48N-1C	L48N-1S	48	1220
L54N-1C	L54N-1S	54	1370
L60N-1C	L60N-1S	60	1525
L72N-1C	L72N-1S	72	1820

#### DIMENSIONS: 4" (100mm)

#### Side & Back Ledges

Cat. No. Chrome	Cat. No. Stainless	Length	
		(in.)	(mm)
L14N-4C	L14N-4S	14	355
L18N-4C	L18N-4S	18	455
L21N-4C	L21N-4S	21	530
L24N-4C	L24N-4S	24	610
L30N-4C	L30N-4S	30	760
L36N-4C	L36N-4S	36	910
L42N-4C	L42N-4S	42	1060
L48N-4C	L48N-4S	48	1220
L54N-4C	L54N-4S	54	1370
L60N-4C	L60N-4S	60	1525
L72N-4C	L72N-4S	72	1820



### Tray Slides:

Create a landing area for trays, pans, tote boxes, etc.

#### DIMENSIONS:

Cat. No.	Finish	(a) Height		(b) Width		(c) Overall Depth		(d) Slide Depth		(e) Slide Spacing		Approx. Pkd. Wt. (Pair)	
		(in.)	(mm)	(in.)	(mm)	(in.)	(mm)	(in.)	(mm)	(in.)	(mm)	(lb.)	(kg)
15SNC	Chrome	23	584	14 <sup>5</sup> / <sub>8</sub>	371	2 <sup>9</sup> / <sub>16</sub>	65	1 <sup>9</sup> / <sub>16</sub>	40	1 <sup>1</sup> / <sub>2</sub>	38	9 <sup>1</sup> / <sub>2</sub>	4.3
20SNC	Chrome	23	584	20 <sup>1</sup> / <sub>16</sub>	510	2 <sup>9</sup> / <sub>16</sub>	65	1 <sup>9</sup> / <sub>16</sub>	40	1 <sup>1</sup> / <sub>2</sub>	38	11	5.0
15SNK	Metroseal	23	584	14 <sup>5</sup> / <sub>8</sub>	371	2 <sup>9</sup> / <sub>16</sub>	65	1 <sup>9</sup> / <sub>16</sub>	40	1 <sup>1</sup> / <sub>2</sub>	38	9 <sup>1</sup> / <sub>2</sub>	4.3
20SNK	Metroseal	23	584	20 <sup>1</sup> / <sub>16</sub>	510	2 <sup>9</sup> / <sub>16</sub>	65	1 <sup>9</sup> / <sub>16</sub>	40	1 <sup>1</sup> / <sub>2</sub>	38	11	5.0



### Rods & Tabs:

Rods hook over wires on top shelf and are attached to each of the other shelves with a spring-clip tab. Each rod requires one tab for each shelf except top shelf.

#### DIMENSIONS:

#### Rods

Cat. No. Chrome	Post Number (minimum)	Rod Length	
		(in.)	(mm)
R52C	54	52	1320
R61C	63	61	1550
R72C	74	72	1830
R84C	86	84	2135

#### Tabs

Rods are shipped with sufficient tabs for a 4-shelf unit. For additional tabs order:  
**Wire Shelf Tab — Cat. No 9084Z**



**InterMetro Industries Corporation**  
North Washington Street  
Wilkes-Barre, PA 18705  
www.metro.com