



Item # \_\_\_\_\_

Job \_\_\_\_\_

# SUPER ERECTA SHELF® SUPER ADJUSTABLE SUPER WIDE™ SHELVEING

- **Cost Effective:** Super Wide™ shelves eliminate the posts, hooks, and extra shelves required in conventional applications, meaning greater cost effectiveness.
- **High-Density Storage:** Super Wide™ shelves have a greater storage capacity for holding large quantities of supplies, especially large, bulky objects, providing maximum storage in minimum space.
- **Super Wide™ Shelves** are available in 30" (760mm) and 36" (914mm) widths, and in 36" (914mm), 48" (1219mm), 60" (1524mm), and 72" (1825mm) lengths.
- **Shelf Accessibility:** Shelves can be loaded/unloaded easily from all sides. The larger width eliminates intermediate posts needed when narrower shelves are combined.
- **Unique Design:** The open wire design of these heavy-gauge shelves minimizes dust accumulation and allows a free circulation of air, greater visibility of stored items and greater light penetration.
- **Versatile Construction:** Super Wide™ shelving can change as quickly as your needs change. By using various accessories, hundreds of shelving configurations become possible.
- **Easily Assembled:** Super Wide™ shelves allow for faster assembly time because fewer shelves and posts are needed. The corner Release System and SiteSelect Posts, combined with the original "bottom up" assembly process, creates a complete shelving system in minutes, without tools! SiteSelect Posts with the double-groove visual guide feature, have circular grooves at 1" (25mm) intervals and are numbered at 2" (50mm) intervals. Shelves simply seat into place using the Corner Release.
- **Easily Adjustable:** Unique Corner Release and SiteSelect Posts create a total system that offers "Tool-Free," fast adjustment at 1" (25mm) intervals along the entire height of the posts.
- **Shelf Ribs:** Run front to back, allowing you to slide items on and off shelves smoothly and quickly.
- **Adjustability:** Shelves can be adjusted at 1" (25mm) intervals along the entire height of the numbered post.
- **Durable:** Super Wide™ shelving is available in chrome, stainless, and Metroseal 3™ finishes.
- **Adjustable Feet:** Bolt levelers compensate for surface irregularities.



\*MICROBAN and the MICROBAN symbol are registered trademarks of the Microban Products Company, Huntersville, NC.



**InterMetro Industries Corporation**  
North Washington Street  
Wilkes-Barre, PA 18705  
www.metro.com



SUPER ERECTA SHELF®  
**Super Adjustable Super Wide™ Shelving**

**10.02A**

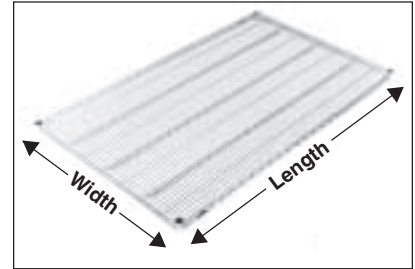
**SUPER ERECTA SHELF®  
SUPER ADJUSTABLE  
SUPER WIDE™ SHELVEING**



**Dimensions**

**Shelves**


Cat. No. Chrome	Cat. No. Metroseal 3	Cat. No. Stainless	Width (in.) (mm)		Length (in.) (mm)		Approx. Pkd. Wt. (lbs.) (kg)	
A3036NC	A3036NK3	A3036NS	30	760	36	914	15	6.8
A3048NC	A3048NK3	A3048NS	30	760	48	1219	21	9.5
A3060NC	A3060NK3	A3060NS	30	760	60	1524	26 1/2	11.7
A3072NC	A3072NK3	A3072NS	30	760	72	1825	31	14.0
A3636NC	A3636NK3	A3636NS	36	914	36	914	18	8.2
A3648NC	A3648NK3	A3648NS	36	914	48	1219	23	10.4
A3660NC	A3660NK3	A3660NS	36	914	60	1524	29	13.1
A3672NC	A3672NK3	A3672NS	36	914	72	1825	34 1/2	15.6



**SiteSelect™ Posts**

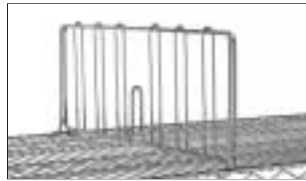
Cat. No. Chrome	Cat. No. Metroseal 3	Cat. No. Stainless	Height* (in.) (mm)		Approx. Pkd. Wt. (lbs.) (kg)	
7P	—	—	7 5/8	194	1/2	0.23
13P	13PK3	13PS	14 1/2	370	1	0.5
27P	27PK3	27PS	27 1/2	700	1 3/4	0.75
33P	33PK3	33PS	34 1/2	877	2	0.9
54P	54PK3	54PS	54 9/16	1386	3	1.4
63P	63PK3	63PS	62 9/16	1589	3 1/2	1.6
74P	74PK3	74PS	74 5/8	1895	4	1.8
86P	86PK3	86PS	86 5/8	2200	5	2.3
**96P	96PK3	96PS	96 5/8	2454	5 1/2	2.5

SiteSelect™ Posts are grooved at 1" (25mm) increments and numbered at 2" (50mm) increments. Posts are double-grooved every 8" (203mm) for easy identification.




\* Height includes leveling bolt and cap.  
 \*\* 96P should not be used on units less than 24" (610mm) deep. Consult Metro Engineering for alternate recommendations.  
 \*\*\* Post lengths to be specified as cut to a round number, ie: 74P cut to 69"...This will result in an overall post height with adjustment of 69% to 69%.

**Accessories**




**Shelf Dividers**

Cat. No. Chrome	Shelf Width (in.) (mm)	
DD30C	30	760
DD36C	36	914




**1" (25mm) Ledges**

Cat. No. Chrome	Length (in.) (mm)	
L30N-1C	30	760
L36N-1C	36	914
L48N-1C	48	1219
L60N-1C	60	1524
L72N-1C	72	1825



**4" (102mm) Ledges**

Cat. No. Chrome	Length (in.) (mm)	
L30N-4C	30	760
L36N-4C	36	914
L48N-4C	48	1219
L60N-4C	60	1524
L72N-4C	72	1825



**Post Clamp  
Cat. No. 9994Z**



**"S" Hooks**  
Used to "add-on" shelving units with only two posts required.  
**Cat. No. 9995Z**



**Stem Casters**  
For more information, refer to catalog sheet #11.20.

Note: For more information on Metroseal 3, refer to spec sheet 10.10A.

All Metro Catalog Sheets are available on our Web Site: [www.metro.com](http://www.metro.com)



**InterMetro Industries Corporation**  
 North Washington Street, Wilkes-Barre, PA 18705  
 Phone: 570-825-2741 • Fax: 570-825-2852  
 For Product Information Call: 1-800-433-2232

L02-007A  
 Printed in U.S.A. Rev. 1/03  
 Information and specifications are subject to change without notice. Please confirm at time of order.

Copyright © 2003 InterMetro Industries Corp.